

*Public Submission to all Members of Parliament, January 2012.
Based on Submissions by The Carbon Sense Coalition, Australia, to their
Joint Selection Committee on the so-called "Clean Energy Future Legislation".**

*Climate Alarmism has clearly peaked and is sliding into oblivion.
Their "science" has collapsed and the public is losing their alarm.
But all the toxic laws passed during the mania now have to be repealed.
That is where the danger now lurks - the danger of complacency and the seductive sirens of the vested interests.*

Why the Climate Change Act needs be repealed, urgently.

1. There is no factual evidence that carbon dioxide in the atmosphere controls the climate.
2. There is no factual evidence that the recent gentle warm era is unusual or harmful. There have been warmer periods in the past and all have encouraged a profusion of human, animal and plant life. See Appendix, Figure 1.
3. There is no factual evidence that carbon dioxide has the ability to produce heat by itself, instead it takes its temperature from its surroundings, just like the rest of the atmosphere. It does not burn like carbon, coal or wood – it is a harmless gaseous by-product of burning these fuels and the human contribution to the atmospheric carbon dioxide content is at most only three percent, according to UN IPCC literature.
4. There is factual evidence that solar cycles have a notable effect on global temperatures and rainfall. The sun, the clouds, the oceans, volcanic dust and the winds create our climate with its cycles, seasons, tides, unpredictable variations and regular extremes.
5. There is factual evidence that ocean temperatures influence global temperatures and with it the amount of carbon dioxide in the atmosphere via the absorption and emission of this soluble gas from the vast oceans that cover more than two thirds of our planet.
6. The computerised climate models promoted by the UN IPCC, WMO and the UEA have never made successful predictions and there is no reason to believe they will ever mimic the complexity of the factors affecting climate. See Appendix, Figure 2.
7. There is no consensus on the science supporting the alarmist climate models. A large and growing group of scientists from around the world, with relevant and pertinent knowledge or experience, is actively reviewing and challenging the alarmist models. They are growing in numbers and will not go away.
8. A tax on carbon dioxide will be pointless as the effect of such a "carbon tax" on the sun, clouds, oceans, volcanoes and winds will of course be zero. Therefore a carbon tax will have no measurable effect on global climate, even if every country in the world introduced it
9. Climate scares, such as loss of corals (see Appendix, page 5), melting icecaps and rising sea levels, are no more than conjecture with no basis in truth or reality. Corals have survived for millions of years, have adapted to rising and falling sea levels and have moved north and south as earth's temperatures changed. Sea levels have been rising slowly for thousands of years, long before steam engines were invented and current changes have shown no sign of accelerating in recent decades.

10. It is nonsensical to call carbon dioxide a pollutant. It is better called "The Gas of Life" as it provides for the major source of food for all plant life, supporting in turn all animal as well as human life. Current levels of carbon dioxide in the atmosphere are lower than they have been many times in the past and significantly lower than is optimal for all life.
11. Human developments have an effect upon the local environment with land clearing, cultivation, irrigation, massive cities of concrete etc. This effect is well-known, quantified and local only. Humans create real pollution with smoke, dust and chemicals that pollute waterways and landfill with various waste products, including the mercury in so-called "saver bulbs", non-recyclable wind turbines and solar PV panels. All sensible people wish to see a reduction in this real pollution, but carbon dioxide plays no part in it and a carbon tax will not reduce it.
12. Further to point 2. above, in the broad sweep of natural climate change it is clear that life on earth has far more to fear from global cooling than from global warming. It is the ice ages that cause massive extinctions. In the long history of life on earth, global warming has never been a threat to the biosphere, quite the opposite.
13. Earth's climate has always been changing and cycles of heating and cooling have been a standard feature of earth history for as long as geological and historical records exist. To suggest that man is suddenly causing every extreme weather event is unjustified scare mongering and not based on any factual evidence. (see Appendix, Figures 3 and 4.)
14. To assert that a tax on British businesses that emit carbon dioxide will have the slightest effect on the climate has no basis in science or logic.
15. The stated target for an 80% cut in carbon dioxide emissions by 2050 (in spite of rising populations) can not be achieved without a total depression of economic activity. A fake reduction may be achieved by forcing companies to pay billions of Pounds to local and foreign carbon sharps, but this will not result in any actual overall reduction in emissions. Instead it will produce worthless promises to not increase emissions in the future and will in fact be a massive fraud perpetrated on the UK taxpayers for no climate benefit.
16. Wind and solar energy can never provide reliable electric power. Instead they provide intermittent power, at high cost, and also need massive investment in backup carbon-based power facilities as well as new transmission lines and sophisticated control equipment. These so-called renewable sources of energy are not at all renewable and would not exist without taxpayers' subsidies. There is in fact a net emission increase when the manufacture, shipping, installation, maintenance, back-up facilities and decommissioning are taken into account!
17. Using food crops to produce fuel for cars will have no beneficial effect on the environment or the climate, but has already caused significant increases in food costs. It seems we have a government dedicated to policies whose main direct effect is to cause increases in food costs and electricity costs. Fortunately, since January 1, 2012, the USA has removed all subsidies for biofuel.
18. Our fleets of cars, tractors, trucks, trains, ships, bulldozers and aircraft are not going to run on sunbeams and sea breezes – they require coal, diesel, petrol or gas to keep moving. If they stop moving, our cities will starve in days.

19. All spending on carbon geo-sequestration also needs to cease. This is an extremely costly program to do something that is unnecessary and which will waste much of our precious energy resources and community savings for absolutely no climate benefit.
20. In the carbon cycle, trees are like animals - temporary storehouses for carbon and not some special stand-alone life form to be subsidised thoughtlessly. Every molecule of carbon dioxide that is "captured" when the tree is growing creates the leaves, bark and wood and is stored there. A tree will shed bark, leaves and branches which decompose, releasing the carbon to the soil, to bacteria or back to the atmosphere as carbon dioxide for further use. The tree itself will either die or be used for timber structures, but eventually every carbon atom taken from the atmosphere will end up back in the atmosphere. The same cyclic process occurs for all of plant life, including food crops, grasses and algae. The only variation is the time taken for the complete cycle. See Appendix figures 5 and 6 to appreciate the percentage of atmospheric carbon dioxide.
21. There is no justification for the UK to seek the role of the Pied Piper in leading an ever diminishing band of climate lemmings over the cliffs of climate alarmism onto the hard rocks of reality far below. The Europeans will rue the day they spent their savings on energy chimeras. Canada has shown the way forward by renouncing the Kyoto protocol, time to follow that lead is now, right now, at the beginning of 2012.

* <http://carbon-sense.com/wp-content/uploads/2011/09/submission-carbon-tax-bills.pdf> and <http://carbon-sense.com/wp-content/uploads/2012/01/legless-in-storms.pdf>

What apparently happened during the 2011 UN IPCC COP meeting in Durban:

“We redistribute de facto the world's wealth by climate policy...Basically it's a big mistake to discuss climate policy separately from the major themes of globalization...

One has to free oneself from the illusion that international climate policy is environmental policy.

This has almost nothing to do with environmental policy anymore”

Ottmar Edenhoffer, high level UN-IPCC official.

Submitted by Hans Schreuder, 34 Henstead Gardens, Ipswich, Suffolk IP3 9LN
(retired analytical chemist, environmentalist, climate analyst, past member of Mensa;
with no financial support from any company or institution)

Also online at www.ilovemycarbondioxide.com/pdf/climate-submission-2012.pdf

APPENDIX

Recommended further reading:

http://principia-scientific.org/publications/Copernicus_Meets_the_Greenhouse_Effect.pdf

<http://principia-scientific.org/publications/History-of-Radiation.pdf>

http://cfact.org/pdf/ClimateDepot_A-Z_ClimateRealityCheck.pdf

<http://www.clepair.net/windSchiphol.html>

<http://www.clepair.net/statlineanalyse201208.html>

Ocean Acidification update

Until recently we had very little data about real time changes in ocean pH around the world. Finally autonomous sensors placed in a variety of ecosystems “from tropical to polar, open-ocean to coastal, kelp forest to coral reef” give us the information we needed.

It turns out that far from being a stable pH, spots all over the world are constantly changing. One spot in the ocean varied by an astonishing 1.4 pH units regularly. All our human emissions are projected by models to change the world’s oceans by about 0.3 pH units over the next 90 years, and that’s referred to as “catastrophic”, yet we now know that fish and some calcifying critters adapt naturally to changes far larger than that every year, sometimes in just a month, and in extreme cases, in just a day.

Data was collected by 15 individual SeaFET sensors in seven types of marine habitats. Four sites were fairly stable (1, which includes the open ocean, and also sites 2,3,4) but most of the rest were highly variable (esp site 15 near Italy and 14 near Mexico) . On a monthly scale the pH varies by 0.024 to 1.430 pH units.

The authors draw two conclusions: (1) most non-open ocean sites vary a lot, and (2) and some spots vary so much they reach the “extreme” pH’s forecast for the doomsday future scenarios on a daily basis.

At Puerto Morelos (in Mexico’s easternmost state, on the Yucatán Peninsula) the pH varied as much as 0.3 units per hour due to groundwater springs. Each day the pH bottomed at about 10am, and peaked shortly after sunset. These extreme sites tell us that some marine life can cope with larger, faster swings than the apocalyptic predictions suggest, though of course, no one is suggesting that the entire global ocean would be happy with similar extreme swings.

Even the more stable and vast open ocean is not a fixed pH all year round. Hoffman writes that “Open-water areas (in the Southern Ocean) experience a strong seasonal shift in seawater pH (~0.3–0.5 units) between austral summer and winter.”

<http://www.rationaloptimist.com/blog/noise-versus-signal> and

<http://joannenova.com.au/2012/01/scripps-blockbuster-ocean-acidification-happens-all-the-time-naturally/>

From http://www.geocraft.com/WVFossils/Carboniferous_climate.html

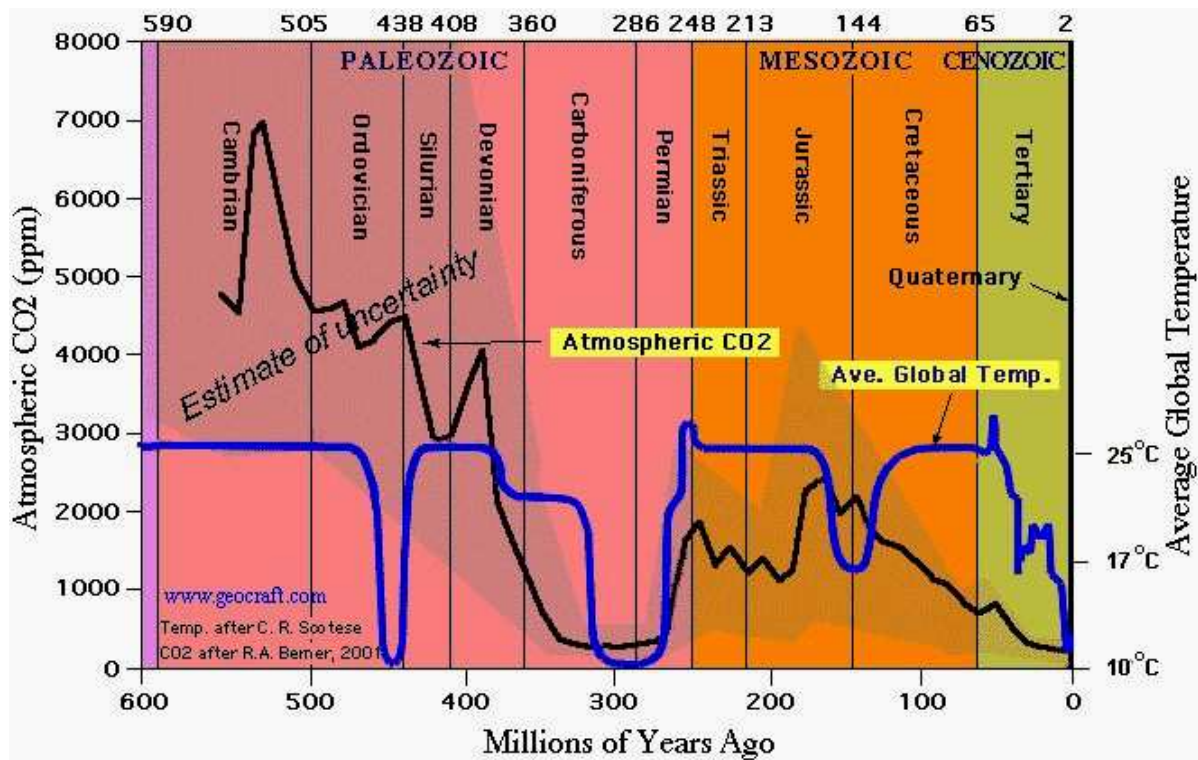


Figure 1.

From <http://www.plantsneedco2.org/default.aspx?act=documents.aspx?category=Critical%20Facts>

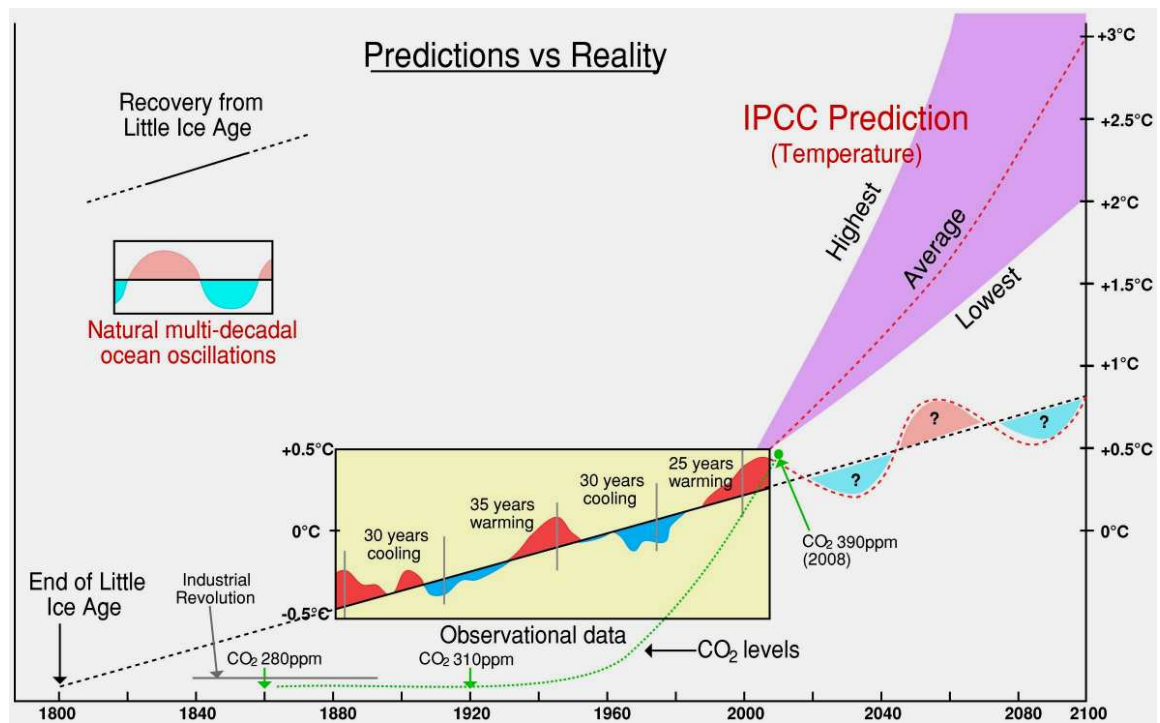


Figure 2.

Further right up-to-date information from <http://www.c3headlines.com/2011/12/the-gross-incompetence-of-ben-santer-james-hansen-their-non-existent-global-warming.html> showing factual evidence about the complete disconnect between atmospheric carbon dioxide levels and global temperatures:

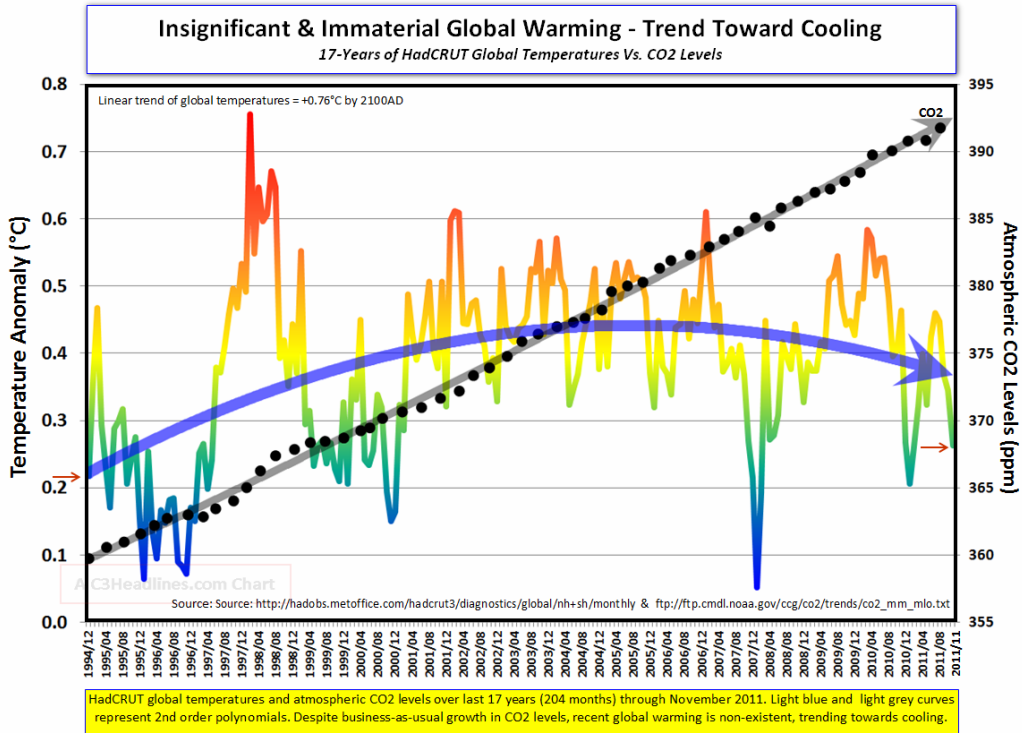


Figure 3.

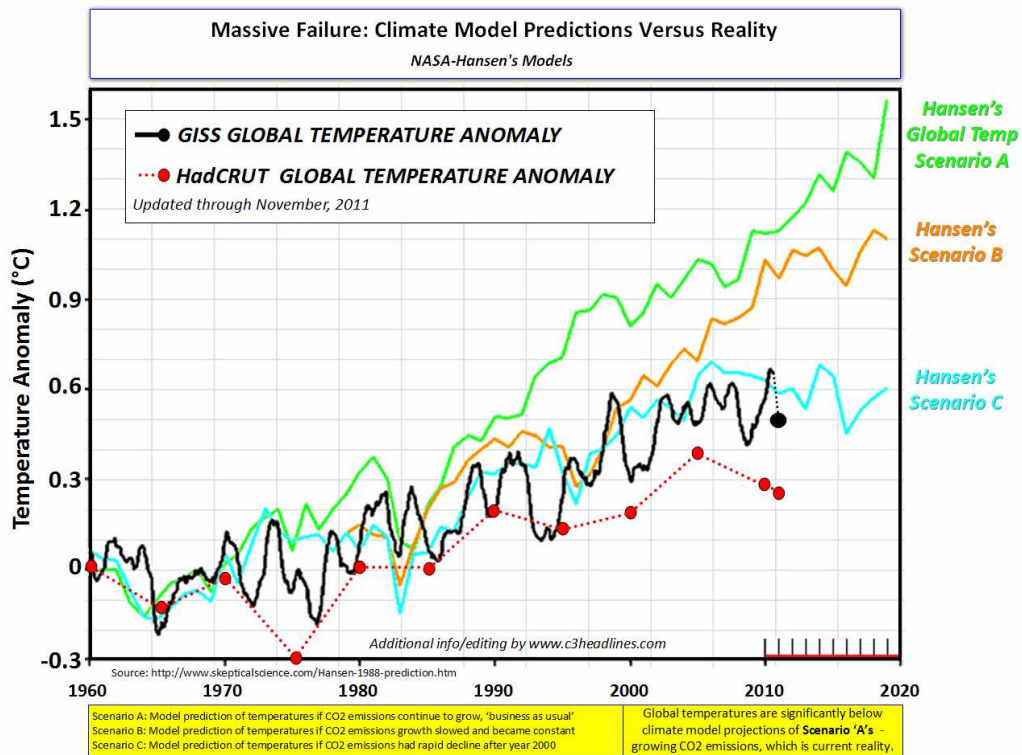


Figure 4.

Finally, to illustrate the actual level of carbon dioxide in our atmosphere:

From: http://www.geocraft.com/WVFossils/atmos_gases.html

The Gases That Comprise Earth's Atmosphere

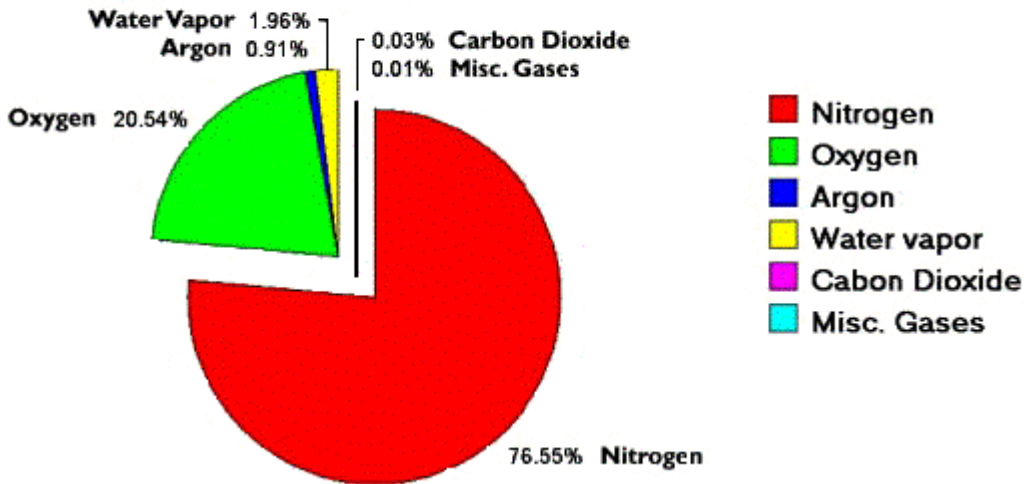


Figure 5.

Illustrated differently:

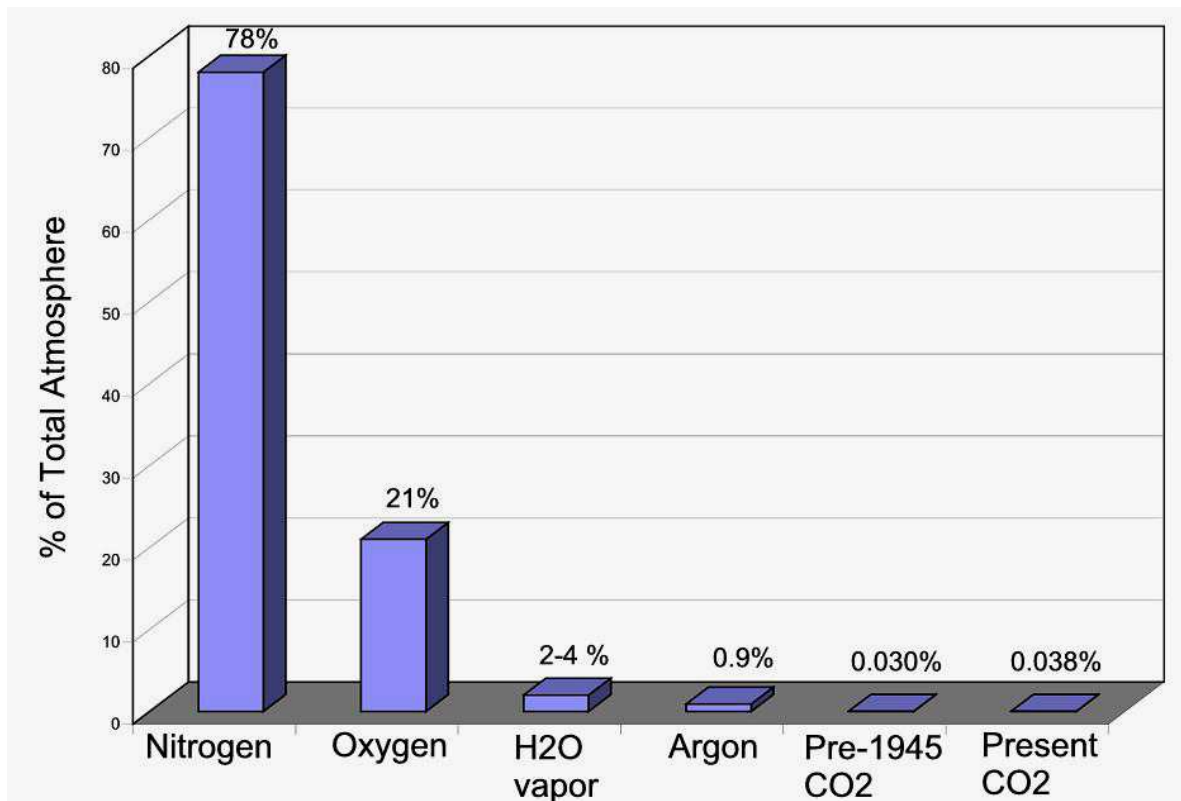


Figure 6. "H₂O" vapor is water vapour; "CO₂" is carbon dioxide.

See also <http://www.geocraft.com/WVFossils/stomata.html>